



Condensate Vessels GL 1-3

In sample gas conditioning systems which cannot be pressurised, condensate accumulating in the sample gas coolers must be removed with peristaltic pumps or collected in condensate traps.

The GL 1 and GL 2 receptacles have a drain valve and only differ in size.

The GL 3 receptacle has a level switch for displaying the fill level or controlling a pump. The drain is a glass thread version into which a drain valve can optionally be installed.

All condensate traps are made from Duran glass and PTFE, making them corrosion-resistant.

May be used in explosive areas

Level switch optional

Alternative to peristaltic pumps

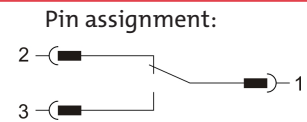


Technical Data

Technical Data Model GL 3

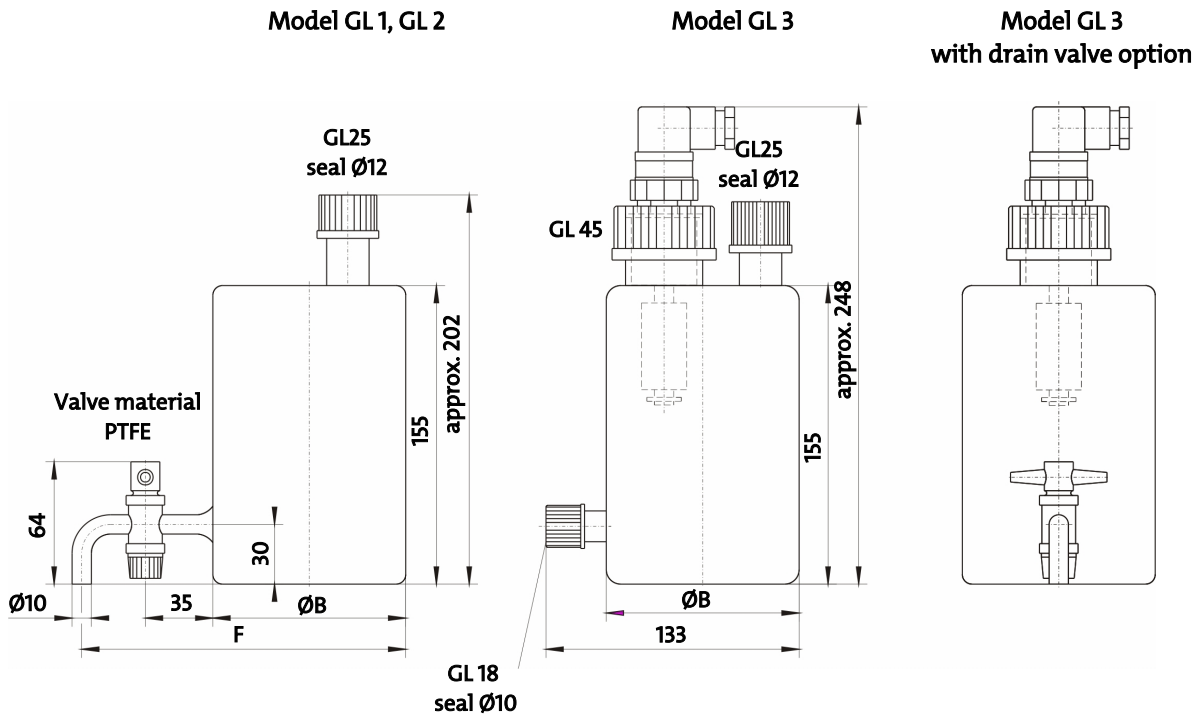
Grounding receptacle GL 3: 230 V, 1 A, 40 VA, changeover
 In Ex areas only the following circuit values are permitted:
 $U_i = 30\text{ V}$, $I_i = 50\text{ mA}$
 T_{amb} in Ex areas: $-5\text{ }^\circ\text{C} \dots 60\text{ }^\circ\text{C}$

Material: Duran glass, PTFE, PP
 Medium temperature: max. $80\text{ }^\circ\text{C}$



Dimensions

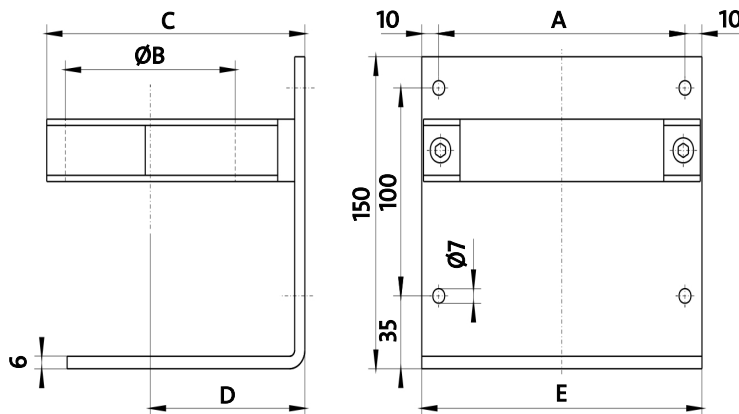
Condensate traps



Model	A	B	C	D	E	F	Volume
GL 1	65 mm	Ø 60 mm	100 mm	63 mm	85 mm	128 mm	0.4 L
GL 2 / GL 3	145 mm	Ø 100 mm	152 mm	91 mm	165 mm	168 mm	1 L

Wall bracket

Material: PVC / PE



**Use in explosive areas (additional notices):**

The receptacles may be used in explosive atmosphere areas zone 1 and 2. Explosion groups IIA and IIB are approved. The receptacles have no innate ignition source and do not fall under Directive 2014/34/EU and therefore do not bear the CE mark.

Be sure to observe the instructions in the respective operating instructions!

Ambient temperature range when used in Ex areas:

GL 1, GL 2 and GL3 : $-5\text{ °C} < T_{\text{amb}} < +60\text{ °C}$

- Electrostatic charge: Always clean plastic housing parts and decals with a damp cloth.
- Protect the equipment from external blows.

GL 3:

- Only operate in intrinsically safe electric circuits (observe EN 60079-11 and EN 60079-14!).
- $U_i = 30\text{ V}$, $I_i = 50\text{ mA}$. Never exceed these limits!
- Must be connected by a trained professional.

Ordering instructions

Item no.	Model
44 100 05	Condensate trap GL 1, with wall bracket
44 100 19	Condensate trap GL 2, with wall bracket
44 100 29	Condensate trap GL 3, with wall bracket, without drain valve
44 100 292	Drain valve for GL 3
44 100 293	Level switch