


## PVDF and PFA screw connections for hoses and pipes




Screw connections allow the connection and joining of plastic hoses and pipes. Only those screw connections are listed that are used frequently in connection with our gas-treatment components:

- Male screw connections, straight and elbow
- Female screw connections, straight and elbow
- Y-piece male screw connections
- T-piece male screw connections
- Connector pieces, straight, T, and cross
- Connector pieces, hose-to-pipe, straight and elbow
- Bulkhead screw connections
- Sealing caps
- Spare parts

**If you require other types and sizes, please request them!**


- **Detachable compression screw connections**
- **Made of PVDF**
- **Made of PFA**
- **G and NPT threads; Standard 1/8", 1/4", 3/8", and 1/2"**
- **Metric hose and pipe dimensions; Standard: DN4/6, DN5/8, DN 6/8, DN 8/12, and DN 10/12**
- **Imperial hose and pipe dimensions; Standard: 1/4"-1/8", 1/4"-1/6", 3/8"-1/4", and 1/2"-3/8"**

## General technical data



### PVDF version:

With the PVDF screw connections, the hose is slid over a cylindrical connection tap and fixed using a clamping ring and knurled nut.



### PFA version:

With the PFA screw connections, the fixed hose is slid over a cylindrical connection tap. When the knurled nut is tightened, a sealing ring forms the seal and a cutting ring locks the tube in place.

All screw connections with cylindrical threads have a gasket, so assembly does not require washers or sealing rings. The thermoplastic material can be designated as self-sealing.

Permissible pressure in relation to fluid temperature

Nominal pressure max. 10 bar

Fluid temperature max. PVDF = -40°C to + 140 °C

PFA = -65°C to + 200 °C

Fluid temperature	< 20	30	40	50	60	70	80	90	100	110	120	130	140	150	160	170	180	190	200	°C
	< 68	86	104	122	140	158	176	194	212	230	248	266	284	302	320	338	356	374	392	°F
PVDF	10	8	7	6	5	4,5	4	3,5	3	2,5	2,5	2	1	---	---	---	---	---	---	bar
	145	116	101,5	87	72,5	65,25	58	50,75	43,5	36,25	36,25	29	14,5	---	---	---	---	---	---	psi
PFA	10	9	8,5	8	7	6	5	4,5	4	3,5	3,5	3	2,5	2	1,5	1	1	1	1	bar
	145	130,5	123,25	116	101,5	87	72,5	65,25	58	50,75	50,75	43,5	36,25	29	21,75	14,5	14,5	14,5	14,5	psi

## Instructions for use in areas subject to explosion hazards



### Usage in areas subject to explosion hazards (additional instructions):

The products do not fall within the scope of directive 94/9/E. They do, however, fulfill the basic safety requirements of directive 94/9/EG and are therefore suitable for use in areas subject to explosion hazards (Zone 1, Group II C).



### Electrostatic charge (sparking)

- Clean plastic casing parts and adhesive labels with a moist cloth only (wiping).
- Keep gas flow free of particles and droplets.



### Gas leaks


- Protect equipment against external impacts (install with shock resistance).
  - Danger of explosion and death as a result of gas leaks due to improper use.
  - Close shut-off valve (if present) to process during maintenance or switch process off. Protect yourself against hot and poisonous gases. Wear gloves and face protection.
- Leaking gas might also be explosive.  
Lay pipes outside of the working and traffic area.



### Surface temperature

Note the ignition temperatures of explosive gases and the maximum permitted surface temperature according to applicable directives and standards.

## Straight male screw connection



See table for dimensions


- A Hose dimensions
- B Thread (external)
- L3 Protrusion distance
- L2 Thread length
- SW3 Width across flats

Other dimensions are available on request

	A	B	L3 mm (inches)	L2 mm (inches)	SW3 mm (inches)	Item No. PVDF	Item No. PFA
<b>Straight male srew connection</b>	DN 4/6	G 1/8	23,5 (0.93)	8 (0.31)	14 (0.55)	43 46 054	43 701 003
		G 1/4	25 (0.98)	12 (0.47)	17 (0.67)	43 46 055	43 46 009
		G 3/8	26,5 (1.04)	12 (0.47)	22 (0.86)	43 46 056	43 46 010
		G 1/2	29 (1.14)	14 (0.55)	27 (1.06)	43 46 057	43 46 011
	DN 5/8	G 1/8	28,5 (1.12)	8 (0.31)	17 (0.67)	43 701 001	43 701 004
		G 1/4	29 (1.14)	12 (0.47)	17 (0.67)	43 68 083	43 701 005
		G 3/8	30,5 (1.20)	12 (0.47)	22 (0.87)	43 68 003	
		G 1/2	33 (1.30)	14 (0.55)	27 (1.06)	43 701 002	43 701 006
	DN 6/8	G 1/8	28,5 (1.12)	8 (0.31)	17 (0.67)	43 68 050	43 68 008
		G 1/4	29 (1.14)	12 (0.47)	17 (0.67)	43 68 051	43 68 009
		G 3/8	33 (1.30)	12 (0.47)	22 (0.87)	43 68 052	43 68 010
		G 1/2	28,5 (1.12)	14 (0.55)	27 (1.06)	43 68 053	43 68 011
	DN 8/12	G 1/4	37 (1.46)	12 (0.47)	22 (0.87)	43 81 045	43 81 008
		G 3/8	37,5 (1.48)	12 (0.47)	22 (0.87)	43 81 046	43 81 009
		G 1/2	40 (1.57)	14 (0.55)	27 (1.06)	43 81 047	43 81 010
	DN 10/12	G 3/8	37,5 (1.48)	12 (0.47)	22 (0.87)	43 46 095	43 701 007
G 1/2		40 (1.57)	14 (0.55)	27 (1.06)	43 68 086	43 701 008	

	A	B	L3 mm (inches)	L2 mm (inches)	SW3 mm (inches)	Item No. PVDF	Item No. PFA
<b>Straight male srew connection</b>	DN 4/6	NPT 1/8	22 (0.87)	10 (0.39)	12 (0.47)	43 46 058	43 46 016
		NPT 1/4	23 (0.91)	15 (0.59)	17 (0.67)	43 46 059	43 46 017
		NPT 3/8	24 (0.94)	15,3 (0.60)	19 (0.75)	43 46 060	43 46 018
		NPT 1/2	25 (0.98)	20 (0.79)	24 (0.94)	43 46 061	43 46 019
	DN 5/8	NPT 1/4	27 (1.06)	15 (0.59)	17 (0.67)	43 460 603	
		NPT 3/8	24 (0.94)	15,3 (0.60)	19 (0.75)	43 460 602	
		NPT 1/2	29 (1.14)	20 (0.79)	24 (0.94)	43 701 009	43 701 011
	DN 6/8	NPT 1/8	27 (1.06)	10 (0.39)	17 (0.67)	43 68 054	43 68 016
		NPT 1/4	27 (1.06)	15 (0.59)	17 (0.67)	43 68 055	43 68 017
		NPT 3/8	28 (1.10)	15,3 (0.60)	19 (0.75)	43 68 056	43 701 012
		NPT 1/2	29 (1.14)	20 (0.79)	24 (0.94)	43 68 057	43 701 013
	DN 8/12	NPT 1/4	35 (1.38)	15 (0.59)	22 (0.87)	43 81 048	43 81 014
		NPT 3/8	35 (1.38)	15,3 (0.60)	22 (0.87)	43 81 049	43 701 014
		NPT 1/2	36 (1.42)	20 (0.79)	24 (0.94)	43 81 050	43 701 015
	DN 10/12	NPT 3/8	35 (1.38)	15,3 (0.60)	22 (0.87)	43 701 010	43 701 016
		NPT 1/2	36 (1.42)	20 (0.79)	24 (0.94)	43 69 037	43 701 017

# Straight male screw connection



See table for dimensions


- A Hose dimensions
- B Thread (external)
- L3 Protrusion distance
- L2 Thread length
- SW3 Width across flats

Other dimensions are available on request

	A	B	L3 mm (inches)	L2 mm (inches)	SW3 mm (inches)	Item No. PVDF	Item No. PFA
<b>Straight male screw connection</b>	1/4"-1/8"	G 1/8	25,5 (1.00)	8 (0.31)	14 (0.55)	43 701 020	43 701 042
		G 1/4	27 (1.06)	12 (0.47)	17 (0.67)	43 47 010	43 701 043
<b>Imperial hose G thread</b>	1/4"-1/6"	G 3/8	28,5 (1.12)	12 (0.47)	22 (0.87)	43 701 021	
		G 1/2	31 (1.22)	14 (0.55)	27 (1.06)	43 701 022	43 701 044
		G 1/8	25,5 (1.00)	8 (0.31)	14 (0.55)	43 701 023	43 701 045
		G 1/4	27 (1.06)	12 (0.47)	17 (0.67)	43 701 024	43 701 046
	3/8"-1/4"	G 3/8	28,5 (1.12)	12 (0.47)	22 (0.87)	43 701 025	43 701 047
		G 1/2	31 (1.22)	14 (0.55)	27 (1.06)	43 701 026	43 701 048
		G 1/4	35 (1.38)	12 (0.47)	19 (0.75)	43 701 027	43 701 049
		G 3/8	35,5 (1.40)	12 (0.47)	22 (0.87)	43 701 028	43 701 050
	1/2"-3/8"	G 1/2	38 (1.50)	14 (0.55)	27 (1.06)	43 701 029	43 701 051
		G 3/8	39,5 (1.56)	12 (0.47)	22 (0.87)	43 701 030	
		G 1/2	42 (1.65)	14 (0.55)	27 (1.06)	43 701 031	43 701 052

	A	B	L3 mm (inches)	L2 mm (inches)	SW3 mm (inches)	Item No. PVDF	Item No. PFA
<b>Straight male screw connection</b>	1/4"-1/8"	NPT 1/8	24 (0.94)	10 (0.39)	12 (0.47)	43 701 032	43 701 053
		NPT 1/4	25 (0.98)	15 (0.59)	17 (0.67)	43 701 033	43 701 054
		NPT 1/2	27 (1.06)	20 (0.79)	24 (0.94)	43 701 034	
<b>Imperial hose NPT thread</b>	1/4"-1/6"	NPT 1/8	24 (0.94)	10 (0.39)	12 (0.47)	43 701 035	43 701 055
		NPT 1/4	25 (0.98)	15 (0.59)	17 (0.67)	43 701 036	43 701 056
		NPT 3/8	26 (1.02)	15,3 (0.60)	19 (0.75)		43 701 057
		NPT 1/2	27 (1.06)	20 (0.79)	24 (0.94)	43 701 037	
	3/8"-1/4"	NPT 1/4	33 (1.30)	15 (0.59)	19 (0.75)	43 701 038	43 701 058
NPT 3/8		33 (1.30)	15,3 (0.60)	19 (0.75)	43 701 039	43 701 059	
NPT 1/2		34 (1.34)	20 (0.79)	24 (0.94)	43 701 040	43 701 060	
1/2"-3/8"	NPT 3/8	37 (1.46)	15,3 (0.60)	22 (0.87)		43 701 061	
	NPT 1/2	38 (1.50)	20 (0.79)	27 (0.94)	43 701 041	43 701 062	

## Straight female screw connection



See table for dimensions


A Hose dimensions  
 B Thread (internal)  
 L4 Thread length  
 L5 Length  
 SW3 Width across flats

Other dimensions are available on request

	A	B	L5 mm (inches)	L4 mm (inches)	SW3 mm (inches)	Item No. PVDF	Item No. PFA
<b>Straight female screw connection</b>	DN 4/6	G 1/8	31 (1.22)	10 (0.39)	14 (0.55)	43 46 062	43 46 024
		G 1/4	36 (1.42)	15 (0.59)	17 (0.67)	43 46 063	43 46 025
		G 3/8	36 (1.42)	15 (0.59)	22 (0.87)	43 46 064	43 46 026
		G 1/2	38 (1.50)	16 (0.63)	27 (1.06)	43 46 065	43 708 013
<b>Metric hose G thread</b>	DN 6/8	G 1/8	36 (1.42)	10 (0.39)	17 (0.67)	43 68 058	43 68 024
		G 1/4	41 (1.61)	15 (0.59)	17 (0.67)	43 68 059	43 68 025
		G 3/8	41 (1.61)	15 (0.59)	22 (0.87)	43 68 060	43 708 014
		G 1/2	42 (1.65)	16 (0.63)	27 (1.06)	43 68 061	43 68 074
	DN 8/12	G 1/4	48 (1.89)	15 (0.59)	22 (0.87)	43 81 051	43 81 041
		G 3/8	48 (1.89)	15 (0.59)	22 (0.87)	43 81 052	
		G 1/2	49 (1.93)	16 (0.63)	27 (1.06)	43 81 053	43 708 015
	DN 10/12	G 3/8	48 (1.89)	15 (0.59)	22 (0.87)	43 68 081	43 708 016
G 1/2		49 (1.93)	16 (0.63)	27 (1.06)	43 708 001	43 708 017	

	A	B	L5 mm (inches)	L4 mm (inches)	SW3 mm (inches)	Item No. PVDF	Item No. PFA
<b>Straight female screw connection</b>	DN 4/6	NPT 1/8	32 (1.26)	11,6 (0.46)	14 (0.55)	43 46 081	43 708 018
		NPT 1/4	38 (1.50)	16,4 (0.65)	17 (0.67)	43 708 002	43 708 019
		NPT 3/8	39 (1.54)	17,4 (0.69)	22 (0.87)	43 708 003	43 708 020
		NPT 1/2	47 (1.85)	22,6 (0.89)	27 (1.06)	43 708 004	43 708 021
<b>Metric hose NPT thread</b>	DN 6/8	NPT 1/8	35 (1.38)	11,6 (0.46)	19 (0.75)	43 708 005	
		NPT 1/4	41 (1.61)	16,4 (0.65)	19 (0.75)	43 708 006	43 708 022
		NPT 3/8	42 (1.65)	17,4 (0.69)	22 (0.87)	43 708 007	43 708 023
		NPT 1/2	48 (1.89)	22,6 (0.89)	27 (1.06)	43 708 008	43 708 024
DN 8/12	NPT 1/4	48 (1.89)	16,4 (0.65)	24 (0.94)	43 708 009		
	NPT 1/2	53 (2.09)	22,6 (0.89)	27 (1.06)	43 708 010		
DN 10/12	NPT 3/8	49 (1.93)	17,4 (0.69)	24 (0.94)	43 708 011		
	NPT 1/2	53 (2.09)	22,6 (0.89)	27 (1.06)	43 708 012	43 708 025	

# Elbow male screw connection



See table for dimensions

- A Hose dimensions
- B Thread (external)
- L16 Protrusion distance
- L17 Length of angled part
- L2 Thread length


Other dimensions are available on request

	A	B	L16 mm (inches)	L17 mm (inches)	L3 mm (inches)	Item No. PVDF	Item No. PFA
<b>Elbow male screw connection</b>	DN 4/6	G 1/8	12 (0.47)	25 (0.98)	8 (0.31)	43 46 068	43 46 034
		G 1/4	13 (0.51)	26 (1.02)	12 (0.47)	43 46 069	43 46 035
		G 3/8	19 (0.75)	29 (1.14)	12 (0.47)	43 46 070	43 702 009
		G 1/2	15 (0.59)	32 (1.26)	14 (0.55)	43 46 071	43 702 010
<b>Metric hose G thread</b>	DN 5/8	G 1/8	15 (0.59)	30 (1.18)	8 (0.31)	43 702 001	
		G 1/4	15 (0.59)	30 (1.18)	12 (0.47)	43 702 002	
		G 3/8	15 (0.59)	33 (1.30)	12 (0.47)	43 68 084	
		G 1/2	15 (0.59)	36 (1.42)	14 (0.55)	43 702 003	
DN 6/8	G 1/8	15 (0.59)	30 (1.18)	8 (0.31)	43 68 064	43 702 011	
	G 1/4	15 (0.59)	30 (1.18)	12 (0.47)	43 68 065	43 702 012	
	G 3/8	15 (0.59)	33 (1.30)	12 (0.47)	43 68 066	43 702 013	
	G 1/2	15 (0.59)	36 (1.42)	14 (0.55)	43 68 067	43 68 036	
DN 8/12	G 1/4	19 (0.75)	40 (1.57)	12 (0.47)	43 81 056	43 81 027	
	G 3/8	19 (0.75)	40 (1.57)	12 (0.47)	43 81 057		
	G 1/2	19 (0.75)	43 (1.69)	14 (0.55)	43 81 058	43 702 014	
DN 10/12	G 3/8	19 (0.75)	40 (1.57)	12 (0.47)	43 702 004	43 702 015	
	G 1/2	19 (0.75)	43 (1.69)	14 (0.55)	43 81 085	43 702 016	

	A	B	L16 mm (inches)	L17 mm (inches)	L2 mm (inches)	Item No. PVDF	Item No. PFA
<b>Elbow male screw connection</b>	DN 4/6	NPT 1/8	12 (0.47)	25 (0.98)	10 (0.39)	43 46 072	43 702 017
		NPT 1/4	13 (0.51)	26 (1.02)	15 (0.59)	43 46 073	43 46 042
		NPT 3/8	15 (0.59)	29 (1.14)	15,3 (0.60)	43 46 074	43 46 043
		NPT 1/2	15 (0.59)	32 (1.26)	20 (0.79)	43 46 075	43 46 044
<b>Metric hose NPT thread</b>	DN 5/8	NPT 1/8	15 (0.59)	30 (1.18)	10 (0.39)	43 702 005	
		NPT 1/4	15 (0.59)	30 (1.18)	15 (0.59)	43 702 006	
		NPT 3/8	15 (0.59)	33 (1.30)	15,3 (0.60)	43 68 148	
DN 6/8	NPT 1/8	15 (0.59)	30 (1.18)	10 (0.39)	43 68 068	43 702 018	
	NPT 1/4	15 (0.59)	30 (1.18)	15 (0.59)	43 68 069	43 68 040	
	NPT 3/8	15 (0.59)	33 (1.30)	15,3 (0.60)	43 68 070	43 68 041	
	NPT 1/2	15 (0.59)	36 (1.42)	20 (0.79)	43 68 071	43 68 042	
DN 8/12	NPT 1/4	19 (0.75)	40 (1.57)	15 (0.59)	43 81 059		
	NPT 3/8	19 (0.75)	40 (1.57)	15,3 (0.60)	43 81 060	43 702 019	
	NPT 1/2	21 (0.83)	40 (1.57)	20 (0.79)	43 81 061		
DN 10/12	NPT 3/8	19 (0.75)	40 (1.57)	15,3 (0.60)	43 702 007		
	NPT 1/2	21 (0.83)	40 (1.57)	20 (0.79)	43 702 008	43 702 020	



## Elbow male screw connection



See table for dimensions


- A Hose dimensions
- B Thread (external)
- L16 Protrusion distance
- L17 Length of angled part
- L2 Thread length

Other dimensions are available on request

	A	B	L16 mm (inches)	L17 mm (inches)	L2 mm (inches)	Item No. PVDF	Item No. PFA
Elbow male screw connection	1/4"-1/8"	G 1/8	12 (0.47)	27 (1.06)	8 (0.31)	43 702 021	
		G 1/4	13 (0.51)	28 (1.10)	12 (0.47)	43 702 022	
		G 3/8	19 (0.75)	31 (1.22)	12 (0.47)	43 702 023	
Imperial hose G thread	1/4"-1/6"	G 1/8	12 (0.47)	27 (1.06)	8 (0.31)	43 702 024	43 702 033
		G 1/4	13 (0.51)	28 (1.10)	12 (0.47)		43 702 034
		G 3/8	19 (0.75)	31 (1.22)	12 (0.47)		43 702 035
	3/8"-1/4"	G 1/4	17 (0.67)	38 (1.50)	12 (0.47)	43 702 025	43 702 036
		G 3/8	17 (0.67)	38 (1.50)	12 (0.47)	43 702 026	43 702 037
		G 1/2	17 (0.67)	41 (1.61)	14 (0.55)		43 702 038
1/2"-3/8"	G 1/2	19 (0.75)	45 (1.77)	14 (0.55)	43 702 027	43 702 039	

	A	B	L16 mm (inches)	L17 mm (inches)	L2 mm (inches)	Item No. PVDF	Item No. PFA
Elbow male screw connection	1/4"-1/8"	NPT 1/8	12 (0.47)	27 (1.06)	8 (0.31)		43 702 040
		NPT 1/4	13 (0.51)	28 (1.10)	12 (0.47)		43 702 041
Imperial hose NPT thread	1/4"-1/6"	NPT 1/8	12 (0.47)	27 (1.06)	10 (0.39)	43 702 028	43 702 042
		NPT 1/4	13 (0.51)	28 (1.10)	15 (0.59)	43 702 029	43 702 043
		NPT 1/2	15 (0.59)	34 (1.34)	20 (0.79)		43 702 044
	3/8"-1/4"	NPT 1/4	17 (0.67)	38 (1.50)	15 (0.59)	43 702 030	43 702 045
NPT 1/2		17 (0.67)	41 (1.61)	20 (0.79)	43 702 031		
1/2"-3/8"	NPT 3/8	NPT 3/8	19 (0.75)	42 (1.65)	15,3 (0.60)		43 702 046
		NPT 1/2	21 (0.83)	42 (1.65)	15,3 (0.60)	43 702 032	43 702 047

## Elbow screw connection, hose-to-pipe




See table for dimensions

- A Hose dimensions
- B Thread (internal)
- SW Width across flats
- L33 Protrusion distance
- L32 Length of angled part

Other dimensions are available on request

	A	B	L32 mm (inches)	L33 mm (inches)	SW mm (inches)	Item No. PVDF	Item No. PFA
Angle connector Hose - pipe	DN 4/6	6	39 (1.54)	26 (1.02)	17 (0.67)	43 46 086	43 704 005
		10	45 (1.77)	29 (1.14)	22 (0.87)	43 704 001	43 704 006
metric - metric	DN 6/8	6	40 (1.57)	30 (1.18)	17 (0.67)	43 68 085	
		10	45 (1.77)	33 (1.30)	22 (0.87)	43 704 002	
	DN 10/12	10	45 (1.77)	43 (1.69)	22 (0.87)	43 704 003	
imperial - imperial	1/4"-1/8"	1/4"	39 (1.54)	26 (1.02)	17 (0.67)	43 704 004	43 704 007

# Elbow female screw connection



See table for dimensions

- A Hose dimensions
- B Thread (internal)
- L18 Protrusion distance
- L19 Length of angled part
- L4 Thread length

Other dimensions are available on request


	A	B	L18 mm (inches)	L19 mm (inches)	L4 mm (inches)	Item No. PVDF	Item No. PFA
<b>Elbow female screw connection</b>	DN 4/6	G 1/8	17 (0.67)	26 (1.02)	10 (0.39)	43 703 001	43 703 025
		G 1/4	20 (0.79)	29 (1.14)	15 (0.59)	43 703 002	43 703 026
		G 3/8	20 (0.79)	32 (1.26)	15 (0.59)	43 703 003	
		G 1/2	23 (0.91)	34 (1.34)	16 (0.63)	43 703 004	
<b>Metric hose G thread</b>	DN 6/8	G 1/8	17 (0.67)	30 (1.18)	10 (0.39)	43 703 005	43 703 027
		G 1/4	20 (0.79)	33 (1.30)	15 (0.59)	43 703 006	43 703 028
		G 3/8	20 (0.79)	36 (1.42)	15 (0.59)	43 703 007	
		G 1/2	23 (0.91)	38 (1.50)	16 (0.63)	43 703 008	43 703 029
DN 8/12	G 1/4	20 (0.79)	40 (1.57)	10 (0.39)	43 703 009		
	G 3/8	20 (0.79)	43 (1.69)	15 (0.59)	43 703 010	43 703 030	
	G 1/2	23 (0.91)	45 (1.77)	15 (0.59)	43 703 011	43 703 031	
DN 10/12	G 3/8	20 (0.79)	43 (1.69)	15 (0.59)	43 703 012		
	G 1/2	23 (0.91)	45 (1.77)	16 (0.63)	43 703 013	43 703 032	

	A	B	L18 mm (inches)	L19 mm (inches)	L4 mm (inches)	Item No. PVDF	Item No. PFA
<b>Elbow female screw connection</b>	DN 4/6	NPT 1/8	20 (0.79)	26 (1.02)	11,6 (0.46)	43 703 014	43 703 033
		NPT 1/4	24 (0.94)	29 (1.14)	16,4 (0.65)	43 703 015	43 703 034
		NPT 1/2	32 (1.26)	34 (1.34)	22,6 (0.89)	43 703 016	
<b>Metric hose NPT thread</b>	DN 6/8	NPT 1/8	20 (0.79)	30 (1.18)	11,6 (0.46)	43 703 017	
		NPT 1/4	24 (0.94)	33 (1.30)	16,4 (0.65)	43 703 018	43 703 035
		NPT 3/8	26 (1.02)	36 (1.42)	17,4 (0.69)	43 703 019	
		NPT 1/2	32 (1.26)	38 (1.50)	22,6 (0.89)	43 703 020	
DN 8/12	NPT 1/2	32 (1.26)	45 (1.77)	22,6 (0.89)	43 703 021		
DN 10/12	NPT 1/2	32 (1.26)	45 (1.77)	22,6 (0.89)	43 703 022	43 703 036	

	A	B	L16 mm (inches)	L17 mm (inches)	L2 mm (inches)	Item No. PVDF	Item No. PFA
<b>Elbow female screw connection</b>	1/4"-1/6"	G 1/8	17 (0.67)	32 (1.26)	10 (0.39)		43 703 040
		G 1/4	20 (0.79)	35 (1.38)	15 (0.59)	43 703 037	
<b>Imperial hose G thread</b>	1/2"-3/8"	G 3/8	20 (0.79)	45 (1.77)	15 (0.59)	43 703 038	43 703 041
		G 1/2	23 (0.91)	47 (1.85)	16 (0.63)		43 703 042
<b>Imperial hose NPT thread</b>	3/8"-1/4"	NPT 1/4	24 (0.94)	42 (1.65)	16,4 (0.65)	43 703 039	
	1/2"-3/8"	NPT 1/2	32 (1,26)	47 (1.85)	22,6 (0.89)		43 703 043



## Y-piece male screw connection




See table for dimensions

A=B            Hose dimensions  
 C                Thread (external)  
 L24,25         Width across flats  
 L23              Hose spacing  
 L2                Thread length

Other dimensions are available on request

	A,B	C	L23 mm (inches)	L24 mm (inches)	L25 mm (inches)	L2 mm (inches)	Item No. PVDF
Metric hose G thread	DN 4/6	G 1/8	20 (0.79)	40 (1.57)	43 (1.69)	8 (0.31)	43 705 001
		G 1/4	20 (0.79)	40 (1.57)	43 (1.69)	12 (0.47)	43 46 050
	DN 6/8	G 1/8	25 (0.98)	50 (1.97)	54,5 (2.15)	8 (0.31)	43 705 002
		G 1/4	25 (0.98)	50 (1.97)	54,5 (2.15)	12 (0.47)	43 705 003
Metric hose NPT thread	DN 4/6	NPT 1/8	20 (0.79)	40 (1.57)	43 (1.69)	10 (0.39)	43 705 004
		NPT 1/4	20 (0.79)	40 (1.57)	43 (1.69)	15 (0.59)	43 46 084
Imperial hose NPT thread	1/4"-1/6"	NPT 1/4	20 (0.79)	40 (1.57)	45 (1.77)	15 (0.59)	43 705 005

## Cross-union screw connection, hose connection on all sides




See table for dimensions

A=B=C=D    Hose dimensions  
 L14            Dimensions

Other dimensions are available on request

	A=B=C=D	L14 mm (inches)	Item No. PVDF	Item No. PFA
Crosspiece	DN 4/6	25 (0.98)	43 46 077	43 46 048
	DN 6/8	33 (1.30)	43 68 073	
metric	DN 8/12	43 (1.69)	43 81 063	43 81 039
	DN 10/12	43 (1.69)	43 714 001	

## Bulkhead screw connection, two-sided hose connection




See table for dimensions

A=B            Hose dimensions  
 D1             Hole diameter  
 L7              Total length  
 L8              Internal length  
 SW2           Width across flats, fixed  
 SW5           Width across flats, free nut

Other dimensions are available on request

	A=B	D1 mm (inches)	L7 mm (inches)	L8 mm (inches)	SW2 mm (inches)	SW5 mm (inches)	Item No. PVDF	Item No. PFA
Bulkhead screw connections	DN 4/6	10,5 (0.41)	53 (2.09)	36 (1.42)	14 (0.55)	14 (0.55)	43 46 067	43 46 030
	DN 6/8	14,5 (0.57)	64 (2.52)	43 (1.69)	19 (0.75)	19 (0.75)	43 68 063	43 68 030
	DN 8/12	18,5 (0.73)	84 (3.31)	56 (2.20)	24 (0.94)	24 (0.94)	43 81 055	43 81 023
	DN 10/12	18 (0.71)	84 (3.31)	55 (2.17)	24 (0.94)	24 (0.94)	43 81 953	43 713 003
imperial	1/4"-1/8"	10 (0.39)	55 (2.17)	36 (1.42)	14 (0.55)	14 (0.55)	43 713 001	43 713 004
	1/4"-1/6"	10,5 (0.41)	57 (2.24)	38 (1.50)	14 (0.55)	14 (0.55)	43 46 087	43 713 005
	3/8"-1/4"	16,5 (0.65)	77 (3.03)	51 (2,01)	22 (0.87)	22 (0.87)	43 713 002	43 713 006

## T-piece male screw connection




See table for dimensions

A=B Hose dimensions  
 C Thread (external)  
 L16 External dimensions  
 L17 Spacing  
 L3 Thread length

Other dimensions are available on request

	A, B	C	L16 mm (inches)	L17 mm (inches)	L3 mm (inches)	Item No. PVDF	Item No. PFA
Metric hose G thread	DN 4/6	G 1/8	20 (0.79)	26 (1.02)	8 (0.31)	43 46 079	43 706 008
		G 1/4	27 (1.06)	27 (1.06)	12 (0.47)	43 46 103	43 706 009
	DN 6/8	G 1/8	20 (0.79)	31 (1.22)	8 (0.31)	43 706 001	43 706 010
		G 1/4	27 (1.06)	31 (1.22)	12 (0.47)	43 706 002	43 706 011
Metric hose NPT thread	DN 4/6	NPT 1/8	12 (0.47)	26 (1.02)	10 (0.39)		43 706 012
		NPT 1/4	15 (0.59)	27 (1.06)	15 (0.59)		43 706 013
	DN 6/8	NPT 1/4	15 (0.59)	31 (1.22)	15 (0.59)		43 706 014
Imperial hose G thread	1/4"-1/8"	G 1/4	15 (0.59)	30 (1.22)	12 (0.47)	43 706 003	
	1/4"-1/6"	G 1/8	20 (0.79)	28 (1.10)	8 (0.31)	43 706 004	
		G 1/4	27 (1.06)	29 (1.14)	12 (0.47)	43 706 005	
Imperial hose NPT thread	1/4"-1/8"	NPT 1/8	12 (0.47)	30 (1.22)	10 (0.39)	43 706 006	
		NPT 1/4	15 (0.59)	30 (1.22)	15 (0.59)		43 706 015
	1/4"-1/6"	NPT 1/8	12 (0.47)	28 (1.10)	10 (0.39)	43 706 007	

## T-piece male screw connection (asymmetric)




See table for dimensions

A=B Hose dimensions  
 C Thread (internal)  
 L16 External dimensions  
 L17 Spacing  
 L2 Thread length

Other dimensions are available on request

	A, B	C	L16 mm (inches)	L17 mm (inches)	L2 mm (inches)	Item No. PVDF	Item No. PFA
Metric hose G thread	DN 4/6	G 1/8	12 (0.47)	26 (1.02)	8 (0.31)	43 707 001	43 707 008
		G 1/4	15 (0.59)	27 (1.06)	12 (0.47)	43 46 078	43 707 009
	DN 6/8	G 1/8	12 (0.47)	31 (1.22)	8 (0.31)	43 707 002	
		G 1/4	15 (0.59)	31 (1.22)	12 (0.47)	43 707 003	
Metric hose NPT thread	DN 4/6	NPT 1/8	12 (0.47)	26 (1.02)	10 (0.39)	43 707 004	
		NPT 1/4	15 (0.59)	27 (1.06)	15 (0.59)	43 46 083	43 707 010
	DN 6/8	NPT 1/8	15 (0.59)	31 (1.22)	10 (0.39)	43 707 005	
		NPT 1/4	15 (0.59)	31 (1.22)	15 (0.59)	43 707 006	43 707 011
Imperial hose G thread	1/4"-1/8"	G 1/4	15 (0.59)	29 (1.14)	12 (0.47)	43 707 007	
Imperial hose NPT thread	1/4"-1/6"	NPT 1/4	15 (0.59)	29 (1.14)	17 (0.67)		43 707 012
	3/8"-1/4"	NPT 1/4	18 (0.71)	38 (1.50)	17 (0.67)		

## Connector piece, two-sided hose connection




See table for dimensions

A Hose dimension 1  
 B Hose dimension 2  
 L2 Length  
 SW2 Width across flats

Other dimensions are available on request

	A	B	L2 mm (inches)	SW2 mm (inches)	Item No. PVDF	Item No. PFA	
Straight connector Hose - hose	DN 4/6	DN 4/6	39 (1.54)	14 (0.55)	43 46 066	43 709 004	
		DN 6/8	45 (1.77)	19 (0.75)	43 46 051	43 709 005	
	metric	DN 6/8	DN 6/8	49 (1.93)	19 (0.75)	43 68 062	43 709 006
		DN 8/12	DN 8/12	64 (2.52)	24 (0.94)	43 81 054	43 709 007
		DN 10/12	DN 10/12	64 (2.52)	24 (0.94)	43 46 121	43 709 008
imperial	1/4"-1/8"	1/4"-1/8"	47 (1.85)	14 (0.55)	43 709 001	43 709 009	
	1/4"-1/6"	1/4"-1/6"	47 (1.85)	14 (0.55)	43 709 002	43 709 010	
		3/8"-1/4"	48 (1.89)	22 (0.87)		43 709 011	
	3/8"-1/4"	3/8"-1/4"	63 (2.48)	22 (0.87)	43 709 003	43 709 012	

## Connector piece, hose-to-pipe




See table for dimensions

A Hose dimensions  
 B Pipe dimensions  
 L27 Length  
 SW6 Width across flats

Other dimensions are available on request

	A	B	L27 mm (inches)	SW6 mm (inches)	Item No. PVDF	Item No. PFA
Straight connector Hose - pipe	DN 4/6	6	50 (1.97)	17 (0.67)	43 46 088	43 710 008
		10	54 (2.13)	19 (0.75)	43 710 001	
metric-metric	DN 6/8	6	54 (2.13)	17 (0.67)	43 710 002	
		10	58 (2.28)	22 (0.87)	43 710 003	43 710 009
	DN 8/12	10	65 (2.28)	22 (0.87)	43 710 004	
	DN 10/12	10	65 (2.28)	22 (0.87)	43 710 005	
imperial - imperial	1/4"-1/8"	1/4"	54 (2.13)	17 (0.67)	43 710 006	
	3/8"-1/4"	1/4"	62 (2.28)	22 (0.87)		43 710 010
Hose, imperial Pipe, metric	1/4"-1/6"	6	52 (2.05)	17 (0.67)	43 710 007	

## T-piece, hose connection on all sides




See table for dimensions

A=B=C Hose dimensions  
L14 Dimensions

Other dimensions are available on request

	A=B=C	L14 mm (inches)	Item No. PVDF	Item No. PFA
<b>T-connector metric</b>	DN 4/6	26 (1.02)	43 46 076	43 46 046
	DN 6/8	31 (1.22)	43 68 072	43 68 044
	DN 8/12	43 (1.69)	43 81 062	43 711 003
	DN 10/12	43 (1.69)	43 81 083	43 711 004
<b>Imperial</b>	1/4"-1/8"	28 (1.10)	43 711 001	43 711 005
	1/4"-1/6"	28 (1.10)	43 46 099	43 711 006
	3/8"-1/4"	38 (1.50)	43 711 002	43 711 007

## Sealing cap



See table for dimensions

A Thread (external)  
L1 Thread length  
L1 Total length  
SW1 Width across flats

Other dimensions are available on request

	A	L1 mm (inches)	L1 mm (inches)	SW1 mm (inches)	Item No. PVDF	Item No. PFA
<b>metric</b>	G 1/8"	14 (0.55)	8 (0.31)	14 (0.55)	43 712 001	43 712 008
	G 1/4"	22,5 (0.89)	12 (0.47)	17 (0.67)	43 712 002	43 712 009
	G 3/8"	25,5 (1.00)	12 (0.47)	22 (0.87)	43 712 003	43 712 010
	G 1/2"	28,5 (1,12)	14 (0.55)	27 (1.06)	43 46 096	43 712 011
<b>imperial</b>	NPT 1/8"	10 (0.39)	15 (0.59)	12 (0.47)	43 712 004	43 712 012
	NPT 1/4"	15 (0.59)	23 (0.91)	17 (0.67)	43 712 005	43 712 013
	NPT 3/8"	15,3 (0.60)	25 (0.98)	19 (0.75)	43 712 006	43 712 014
	NPT 1/2"	20 (0.79)	32 (1.26)	24 (0.94)	43 712 007	43 712 015

## Small parts (replacement)



Knurled nut



Clamping ring



Sealing ring



Cutting ring

### Connection principle 1A - Material: PVDF

	A (Hose)	Knurled nut PVDF	Clamping ring PVDF
<b>metric</b>	DN 4/6	43 50 213	90 08 925
	DN 5/8	43 50 214	43 50 219
	DN 6/8	43 50 214	43 50 219
	DN 8/12	43 50 215	43 50 220
	DN 10/12	43 50 215	43 50 220
<b>imperial</b>	1/4"-1/8"	43 712 022	43 712 024
	1/4"-1/6"	43 712 022	43 712 024
	3/8"-1/4"	43 712 023	43 712 025

### Connection principle 1C - Material: PFA

	A (Hose)	Knurled nut PVDF	Sealing ring PTFE	Cutting ring PEEK
<b>metric</b>	DN 4/6	43 50 213	43 712 026	43 712 031
	DN 5/8	43 50 214	43 712 027	43 712 032
	DN 6/8	43 50 214	43 712 027	43 712 032
	DN 8/12	43 50 215	43 712 028	43 712 033
	DN 10/12	43 50 215	43 712 028	43 712 033
<b>imperial</b>	1/4"-1/8"	43 712 022	43 712 029	43 712 034
	1/4"-1/6"	43 712 022	43 712 029	43 712 034
	3/8"-1/4"	43 712 023	43 712 030	43 712 035